
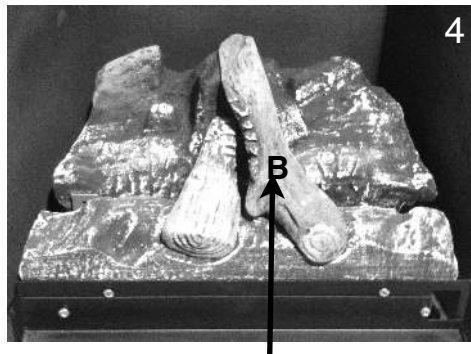



CRYSTAL FIRES MONTANA CAMPFIRE LOGS SET UP




LUGS
REAR MATRIX SITS FLAT ON METAL PLATE FIXED BEHIND TWO LUGS AS SHOWN ABOVE



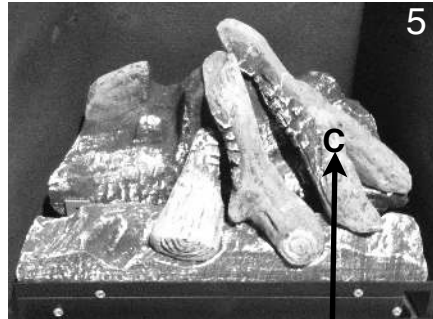
LOG "B" SITS TO THE RIGHT OF "A", THE SHAPE OF THE LOG FITS SNUG INTO THE FRONT LOG & ON TO TOP OF REAR



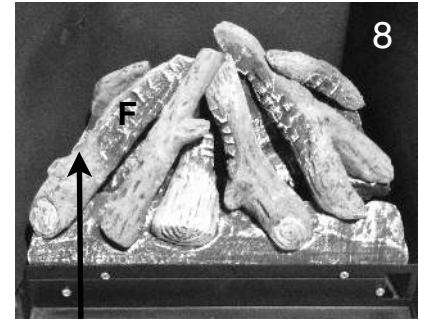
LOG "E" SITS ON FRONT LOG AND SITS OVER SMOOTH TOP OF LOG "B"



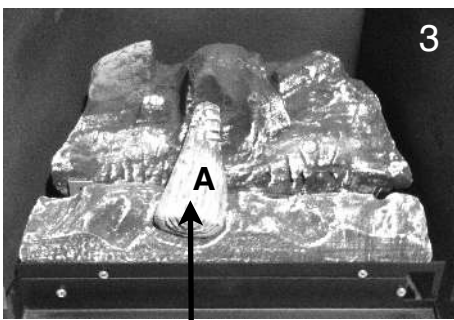
FRONT FIBRE SITS IN FRONT WELL OF THE BURNER AS SHOWN ABOVE, THE FLAT SIDE LOOKING BACK TO THE FIRE



LOG "C" SITS ON FRONT AND BACK LOG AT BOTTOM AND HAS A CUT OUT IN THE TOP TO FIT SNUG ON REAR LOG



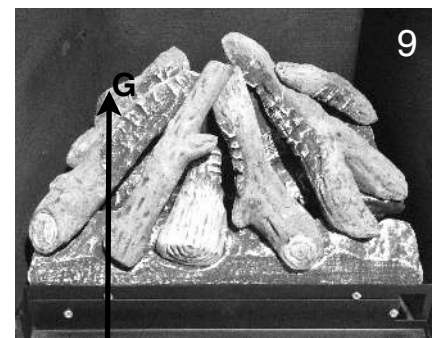
LOG "F" SITS ON FRONT LOG AND ON TOP OF REAR AS SHOWN, TWIST LOG TO GET A SNUG FIT SO IT SITS NEATLY



LOG "A" SITS AS SHOWN, ON FRONT LOG AND ACROSS ON TO REAR MATRIX FRONT LOG IS SHAPED TO ALLOW SNUG FIT



LOG "D" SITS ON REAR LOG ON BACK RIGHT AND LIES OVER LOG "C" WHICH HAS BEEN SMOOTHED FOR A EASY FIT



FINAL LOG "G" SITS ON REAR ONLY FROM LEFT PARALLEL WITH LOG "F" AND SITTING ON SMALL BLOCK ON REAR BACK SITS AS SHOWN

**ALL LOGS ARE CLEARLY MARKED BY A LETTER ON THE UNDERSIDE
LOGS A,B,C,E & F ALL LEAN TOWARDS THE CENTRE OF THE REAR MATRIX
AS MARKED BY A WHITE ASTERISK IN FIGURE 1
ENSURING A STABLE FIT THEY SHOULD NOT MOVE ONCE LOCATED**